

**LEARNING OBJECTIVE: TO DEFINE AND IDENTIFY OMNIVORES, HERBIVORES AND CARNIVORES.**

**1. DRAW A LINE TO LINK THE WORD WITH THE CORRECT DEFINITION**

**OMNIVORE**

**AN ANIMAL THAT ONLY EATS PLANTS**



**HERBIVORE**

**AN ANIMAL THAT ONLY EATS MEAT**





**CARNIVORE**

**AN ANIMAL THAT EATS MEAT AND PLANTS**

**2. CIRCLE ALL THE FOODS IN THE BOX BELOW THAT A HERBIVORE COULD EAT.**



**3. CIRCLE ALL THE ANIMALS IN THE BOX BELOW THAT ARE CARNIVORES.**



# BPCZ KS1 WORKBOOK

## 'FOOD FOR THOUGHT'



4. Find an omnivore at the zoo and fill in the fact file below (you can use the signs next to each animal to help you).

### Omnivore Fact File

Type of animal: \_\_\_\_\_

This animal likes to eat: : \_\_\_\_\_

\_\_\_\_\_

5. Animals have different teeth depending on what they like to eat. Draw the teeth of a carnivore below, thinking about what they use their teeth for.

6. Look at the plates below and match the animal to their meal. Do the meals belong to herbivores, omnivores or carnivores?

Guinea Pig

Otter

Meerkat



This meal  
belongs to...

\_\_\_\_\_

\_\_\_\_\_

\_\_\_\_\_

# BPCZ KS1 WORKBOOK

## 'FOOD FOR THOUGHT'



**7. Each animal at the zoo has their own diet sheet. These explain what the animals can and can't eat, when they should be fed and how much they should be fed. Choose your favourite animal at the zoo and fill in a diet sheet for them below.**

### BATTERSEA PARK CHILDREN'S ZOO ANIMAL DIET SHEET

TYPE OF ANIMAL: \_\_\_\_\_

NUMBER OF ANIMALS IN ENCLOSURE: \_\_\_\_\_

HABITAT (WHERE DO THEY LIVE):

THIS ANIMAL IS A:

- ☐ OMNIVORE  
☐ HERBIVORE  
☐ CARNIVORE

DRAW A PICTURE OF THE ANIMAL IN THE BOX

WEEKLY FOOD PLAN (WRITE DOWN WHAT YOU WILL FEED THE ANIMAL EACH DAY - REMEMBER IT'S BORING TO ALWAYS EAT THE SAME THING!)

MONDAY	TUESDAY	WEDNESDAY	THURSDAY	FRIDAY	SATURDAY	SUNDAY

ALL ANIMALS MUST BE ALSO GIVEN FRESH WATER EVERY DAY.

THIS DIET SHEET WAS CREATED BY ZOOKEEPER \_\_\_\_\_

(YOUR NAME)

# BPCZ KS1 WORKBOOK

## 'FOOD FOR THOUGHT'

8. If animals do not eat the right things, they can become unwell. Signs at the zoo ask people not to feed the animals, as food not on their diet sheets can make them unwell. Design your own sign in the box below, asking people to not feed the animals.



Draw your sign in the box above.

9. It's important for animals to stay healthy in the wild and in zoos. Lots of animals at the zoo are endangered. This means there are not many of them left and they are at risk of disappearing forever. These pictures on the zoo signs show how endangered an animal is. Can you find an example of each one? Write the name of the animal under the group it belongs in.



Vulnerable: risk of animal disappearing forever



Endangered: high risk of animal disappearing forever



Critically endangered: very high risk of animal disappearing forever